TWINPICK RACKS

LOADING DOCK SOLUTIONS

Dock Equipment

Dock levelers, vehicle restraints, and connected controls that keep trailers locked down, product moving, and dock crews out of harm's way—every shift, every door.

4
DOCK SOLUTIONS



DOCK EQUIPMENT

Dock Equipment Built for Control, Visibility, and Uptime

Every pallet in or out of the building crosses a dock leveler first—so it has to hold up to constant cycles without becoming the bottleneck.

We look at trailer types, leveler capacity, dock traffic, restraint compatibility, and safety requirements before recommending equipment. Working with McGuire Dock Equipment gives us hydraulic, air-powered, and mechanical levelers, vehicle restraints, and iDock control systems built to hold up under daily loading dock activity.

What We Evaluate

- Trailer height variation, dock height, and leveler capacity needed
- Door counts, trailer volume, and how fast doors need to turn over
- Restraint style—hook, wheel, or hybrid—matched to your fleet mix
- Communication needs between drivers, dock crews, and forklift operators
- Weather exposure, temperature control, and sealing requirements
- How dock equipment ties into doors, safety barriers, and existing controls

At a Glance

SOLUTION	WHERE IT FITS
Dock Levelers	Bridging dock and trailer bed at any trailer height
Vehicle Restraints	Keeping trailers locked down while they are loaded
iDock Control Systems	Real-time status and communication at every door
Shelters, Seals & Dock Safety	Closing the opening and closing the safety gaps







01



Dock Levelers

Every pallet in or out of the building crosses a dock leveler first, so it has to hold up to constant cycles without becoming the bottleneck. Hydraulic, air-powered, and mechanical options are available through McGuire Dock Equipment.

BEST FIT **Shipping, receiving, and cross-docking**

- Hydraulic, air-powered, and mechanical leveler options
- Matched to trailer height variation and dock traffic
- Capacity sized to the loads your dock actually handles
- Built for constant daily loading cycles

Vehicle Restraints

Restraints hold the trailer in place during loading so it cannot creep away from the dock mid-load. Hook, wheel, or hybrid styles are matched to your fleet mix.

BEST FIT **Facilities wanting safer, smarter dock control**

- Hook, wheel-style, or hybrid restraints
- Matched to your fleet mix
- Prevents trailer creep during loading
- Pairs with levelers, doors, and dock safety equipment

02



NOT SURE WHICH FITS?

We'll Help You Compare

The right choice depends on your product, your throughput, and how your team works. Tell us about your facility and we'll help you weigh the options before anything is locked in.

jterry@twinpickrack.com | +1 (408) 505-9770

03

iDock Control Systems

iDock connected controls give drivers, dock crews, and forklift operators the same real-time picture of what is happening at every door.

BEST FIT **Dock-wide visibility and communication**

- Real-time status at every door
- Communication between drivers, dock crews, and forklift operators
- Reduces guesswork in daily dock crew operations
- Ties into levelers, restraints, and existing controls

Shelters, Seals & Dock Safety

Shelters and seals close the opening around the trailer, while wheel chocks, communication lights, edge protection, and fall protection close the gaps where dock accidents tend to happen.

BEST FIT **Tightening up energy loss, weather exposure, and OSHA compliance at the dock**

- Shelters and seals reduce energy loss and weather exposure
- Edge protection guards against forklift drive-off incidents
- Communication lights coordinate driver and dock crew timing
- Most effective specified as a complete dock system

04



NOT SURE WHICH FITS?

We'll Help You Compare

The right choice depends on your product, your throughput, and how your team works. Tell us about your facility and we'll help you weigh the options before anything is locked in.

jterry@twinpickrack.com | +1 (408) 505-9770

HOW A PROJECT COMES TOGETHER

From First Walkthrough to a Plan You Can Build

Every dock project starts with your trailer mix, traffic volume, safety needs, and how crews actually work the door, so the equipment we spec matches how the dock runs day to day.

1

Evaluate

Walk the dock wall, measure trailer heights, review traffic patterns, and flag safety and compliance gaps door by door.

2

Design

Match levelers, restraints, seals, and controls to your fleet mix and throughput, then plan the install around your operating hours.

3

Implement

Coordinate installation and commissioning with McGuire and our other partners, keeping doors in service throughout.

OUR PARTNERS

Manufacturers Behind This Line

McGUIRE
A Division of Systems, LLC

THE FULL PORTFOLIO

One Partner for the Whole Warehouse

Storage Systems 13 systems	**Conveyors & Transport** 8 conveyor types	**Mezzanines & Platforms** 8 solutions
Doors, Access & Controls 9 solutions	**Dock Equipment** 4 dock solutions	**Warehouse Safety** 8 safety solutions
Automation 4 technologies	**Advanced Lifts** 7 lift families	**Product Deployment** 8 services

MOVE FORWARD WITH CONFIDENCE

Let's Talk About Your Dock Equipment Project

Tell us about your facility, your product, and where your operation is headed—we'll help you work out which system fits and how to get it installed and running.

EMAIL
jterry@twinpickrack.com

PHONE
+1 (408) 505-9770

WEB
twinpickrack.com

ADDRESS
12820 Adam's Rd, PMB 108, Granger, IN 46530