TWINPICK RACKS

BUILD UPWARD

# Mezzanines & Platforms

Put your ceiling height to work—add room for storage, production, picking, offices, or fulfillment without the cost and disruption of a building expansion.

**8**
SOLUTIONS



MEZZANINES & PLATFORMS

# Mezzanines & Elevated Platforms

Most facilities have unused vertical space sitting in plain sight.

We look at your available height, workflow, structural requirements, safety considerations, and long-term growth plans before recommending a mezzanine or platform. Working with manufacturers like FCP Mezzanine keeps the resulting environment flexible enough to grow with the business.

### What We Evaluate

- Ceiling height, column spacing, and other building constraints
- Load capacity needed for people, equipment, inventory, and operations
- Workflow needs—storage, picking, production, or office space
- Stairways, guardrails, gates, fall protection, and code compliance
- How it connects with conveyors, pallet handling, and existing equipment
- Room to expand—modular design and long-term flexibility

## At a Glance

| SOLUTION | WHERE IT FITS |
|---|---|
| **Structural Mezzanines** | Growing operations tight on floor space |
| **Equipment Platforms** | Manufacturing and automation installs |
| **Pick Modules** | Distribution and e-commerce fulfillment centers |
| **Catwalk Systems** | Multi-level facilities needing maintenance access |
| **Stair Systems & Safety Railings** | Any facility with elevated work areas |
| **Modular Office Systems** | Adding office space inside an existing building |
| **Integrated Conveyor & Mezzanine Systems** | High-throughput fulfillment operations |
| **Custom Warehouse Infrastructure** | Facilities planning long-term growth |







01



## Structural Mezzanines

An elevated deck adds usable work and storage area over your existing floor plan, no building expansion required.

**BEST FIT** **Growing operations tight on floor space**

- Adds a full elevated deck without expanding the building
- Engineered to code for the specific load it will carry
- Sized for both current use and future capacity
- Accounts for sprinkler clearance and fire code from the start
- Pairs with stairs, gates, and railings for compliant access

## Equipment Platforms

Purpose-built to carry machinery, automation systems, conveyors, and production equipment overhead, freeing up the floor space underneath.

**BEST FIT** **Manufacturing and automation installs**

- Structure sized to the specific equipment load, not general use
- Frees floor space underneath for production or storage
- Accounts for vibration and maintenance access requirements
- Common for conveyor, automation, and mechanical equipment
- Coordinated with the equipment vendor's specifications

02



03



## Pick Modules

Mezzanines, shelving, conveyors, and workstations combine into one multi-level picking system built for fast, accurate order fulfillment.

**BEST FIT** **Distribution and e-commerce fulfillment centers**

- Combines mezzanine, storage, and conveyor into one system
- Fixed pick stations reduce travel time versus open aisles
- Built specifically to improve picking speed and accuracy
- Scales across multiple levels within one footprint
- Common in distribution and e-commerce fulfillment

04



## Catwalk Systems

Elevated walkways give crews safe, direct access to equipment, conveyors, storage, and maintenance points overhead.

**BEST FIT** **Multi-level facilities needing maintenance access**

- Narrower, targeted access versus a full elevated deck
- Routes crews directly to equipment and maintenance points
- Reduces ladder and lockout time for routine service
- Connects separate mezzanine or platform levels
- Built with guardrails and code-compliant access points

## Stair Systems & Safety Railings

OSHA-compliant stairs, guardrails, handrails, and gates keep movement between levels safe and code-compliant.

**BEST FIT** **Any facility with elevated work areas**

- Engineered to OSHA rise, run, and load requirements
- Guardrails and handrails sized to expected traffic
- Safety gates at conveyor and pallet load points
- Specified alongside the structure, not as an afterthought
- Required for any occupied elevated platform or mezzanine

05



06



## Modular Office Systems

Build climate-controlled offices, conference rooms, QC labs, or break rooms above the warehouse floor instead of carving into it.

**BEST FIT** **Adding office space inside an existing building**

- Adds enclosed office space without using warehouse floor
- Climate-controlled shell independent of the structure below
- Suits offices, conference rooms, QC labs, and break rooms
- Reconfigurable as office needs change over time
- Keeps floor-level operations and office space fully separate

07



## Integrated Conveyor & Mezzanine Systems

Pairing elevated conveyors with mezzanine decking keeps product moving between levels without breaking up the workflow.

**BEST FIT** **High-throughput fulfillment operations**

- Conveyor path engineered into the mezzanine structure itself
- Floor openings and chutes planned before the deck is built
- Keeps product flow continuous between elevation changes
- Reduces retrofits and workarounds after installation

## Custom Warehouse Infrastructure

Every operation is different, so we design complete infrastructure—mezzanines, conveyors, pallet rack, safety systems, and automation—as one cohesive plan built around yours.

**BEST FIT** **Facilities planning long-term growth**

- Mezzanines, rack, conveyors, and safety systems planned together
- Designed around long-term growth, not just current need
- Avoids rework from adding systems in the wrong sequence
- Single coordinated plan across multiple manufacturer partners
- Sequenced installation to minimize operational disruption

08



**NOT SURE WHICH FITS?**

## We'll Help You Compare

The right choice depends on your product, your throughput, and how your team works. Tell us about your facility and we'll help you weigh the options before anything is locked in.

**jterry@twinpickrack.com | +1 (408) 505-9770**

HOW A PROJECT COMES TOGETHER

## From First Walkthrough to a Plan You Can Build

Every project starts with your facility, goals, structural limits, safety needs, and growth plans, so the design is built around how your warehouse actually needs to perform.

**1**

### Evaluate

Measure building dimensions, clear height, structural limits, workflow needs, load demands, safety requirements, and where vertical space is going unused.

**2**

### Design

Land on the right layout by comparing structural systems, access methods, decking, safety features, equipment integration, budget, and flexibility.

**3**

### Implement

Handle engineering, permitting, manufacturing, and installation, integrated with conveyors, storage, offices, and automation already in place.

OUR PARTNERS

## Manufacturers Behind This Line

FCP MEZZANINE

THE FULL PORTFOLIO

## One Partner for the Whole Warehouse

| | | |
|---|---|---|
| **Storage Systems**<br>13 systems | **Conveyors & Transport**<br>8 conveyor types | **Mezzanines & Platforms**<br>8 solutions |
| **Doors, Access & Controls**<br>9 solutions | **Dock Equipment**<br>4 dock solutions | **Warehouse Safety**<br>8 safety solutions |
| **Automation**<br>4 technologies | **Advanced Lifts**<br>7 lift families | **Product Deployment**<br>8 services |

MOVE FORWARD WITH CONFIDENCE

## Let's Talk About Your Mezzanines & Platforms Project

Tell us about your facility, your product, and where your operation is headed—we'll help you work out which system fits and how to get it installed and running.

EMAIL
jterry@twinpickrack.com

PHONE
+1 (408) 505-9770

WEB
twinpickrack.com

ADDRESS
12820 Adam's Rd, PMB 108, Granger, IN 46530