TWINPICK RACKS

GETTING EQUIPMENT LIVE

Product Deployment

Good equipment still needs installation, project management, and commissioning done right to actually run. We coordinate every stage of deployment so your storage systems, conveyors, mezzanines, and supporting infrastructure go in safely, on schedule, and ready to work.

8
SERVICES



PRODUCT DEPLOYMENT

From Purchase Order to Operational

Equipment quality only gets you halfway there. Planning, coordination, installation, and commissioning are what make a system perform safely from the day it goes live.

We work with experienced installation and deployment partners to manage every phase of implementation—pallet rack, conveyors, mezzanines, safety systems, and everything supporting them. That means owning the schedule, coordinating trades, and making sure equipment goes in to manufacturer spec.

What We Evaluate

- Project scope, install sequencing, and the overall timeline
- Equipment coordination, site readiness, and facility access needs
- Safety planning, OSHA compliance, and jobsite risk
- Contractor coordination, logistics, and delivery scheduling
- What integration, startup, testing, and commissioning will require
- Where you're headed—phased rollouts and long-term objectives

At a Glance

SOLUTION	WHERE IT FITS
Warehouse Implementation Planning	Projects that need a clear plan before equipment moves
Project Coordination	Multi-vendor projects with several moving parts
Warehouse Control System (WCS) Integration	Facilities running multiple pieces of automation equipment
Automation Deployment	Facilities investing in conveyors, AS/RS, or robotics
System Testing & Commissioning	Any new or upgraded system before go-live
Operational Readiness	Teams adopting new systems or equipment
Performance Optimization	Systems already live and looking to improve
Scalable Deployment Solutions	Operations planning for future growth or change







01



Warehouse Implementation Planning

Every deployment that goes well starts with a plan that's actually specific. We evaluate operational requirements, scope, facility constraints, timelines, and resources to build an implementation strategy that keeps disruption to a minimum.

BEST FIT **Projects that need a clear plan before equipment moves**

- Sequences installation work around ongoing operations
- Built from facility-specific constraints, not a generic template
- Accounts for timelines, resources, and scope together
- Reduces disruption during the transition period

Project Coordination

Multiple vendors, contractors, and internal teams all need to move in sync on a complex project. We manage schedules, communication, and milestones so every phase stays aligned through to completion.

BEST FIT **Multi-vendor projects with several moving parts**

- Aligns schedules across multiple vendors and contractors
- Catches dependency conflicts before they cause delays
- Single point of communication across the project
- Tracks milestones through to project completion
- Keeps internal teams informed alongside outside contractors

02



03



Warehouse Control System (WCS) Integration

A WCS ties automation equipment into one coordinated operation. We help evaluate WCS options that improve equipment communication, tighten up material flow, and give you better visibility into how the system performs.

BEST FIT **Facilities running multiple pieces of automation equipment**

- Coordinates multiple automation systems as one operation
- Improves equipment-to-equipment communication
- Centralizes visibility into system performance
- Evaluated against your specific equipment mix

04



Automation Deployment

Automation only pays off with careful planning behind it. We partner with BoxLogix to design and deploy conveyors, AS/RS, robotics, and their Logix warehouse control system as one coordinated solution instead of a patchwork.

BEST FIT **Facilities investing in conveyors, AS/RS, or robotics**

- Conveyors, AS/RS, and robotics planned as one system
- Includes the BoxLogix Logix warehouse control system
- Avoids the patchwork risk of independently sourced equipment
- Sized and sequenced around actual throughput needs
- Single coordinated deployment instead of piecemeal installs

System Testing & Commissioning

Nothing should go live untested. We support testing and commissioning to confirm equipment performance, control functionality, and system integration before production ever starts.

BEST FIT **Any new or upgraded system before go-live**

- Confirms equipment performance against design specifications
- Validates control functionality before production use
- Tests system integration points, not just individual equipment
- Catches issues while they're still inexpensive to fix
- Required step before any new system goes live

05



06



Operational Readiness

New technology only works if the people and processes around it are ready for it. We help build implementation plans, documentation, training, and startup procedures for a smoother transition into daily use.

BEST FIT **Teams adopting new systems or equipment**

- Documentation and startup procedures built alongside implementation
- Training designed around how staff will actually use the system
- Reduces trial-and-error learning after go-live
- Smooths the transition from old process to new equipment
- Addresses the people and process side, not just equipment

07



Performance Optimization

Going live is just the starting point. We evaluate system performance after implementation to find room to improve throughput, equipment utilization, and workflow efficiency.

BEST FIT **Systems already live and looking to improve**

- Identifies bottlenecks that only surface under real volume
- Evaluates throughput and equipment utilization post-launch
- Targets specific fixes rather than full system redesign
- Closes the gap between designed and actual performance
- Ongoing evaluation, not a one-time post-launch check

Scalable Deployment Solutions

Operations keep changing as a business grows. We help build deployment strategies flexible enough to handle future expansion, added automation, and shifting product mixes without starting over.

BEST FIT **Operations planning for future growth or change**

- Builds headroom for growth into the initial deployment
- Avoids costly rebuilds as volume or product mix changes
- Plans for added automation without redesigning from scratch
- Deliberate, not over-built—sized to realistic growth
- Keeps future expansion compatible with current systems

08



NOT SURE WHICH FITS?

We'll Help You Compare

The right choice depends on your product, your throughput, and how your team works. Tell us about your facility and we'll help you weigh the options before anything is locked in.

jterry@twinpickrack.com | +1 (408) 505-9770

HOW A PROJECT COMES TOGETHER

From First Walkthrough to a Plan You Can Build

Installing equipment is only part of a deployment. We help organizations plan, coordinate, integrate, and optimize every phase to cut disruption, speed up startup, and deliver performance that lasts.

1
Plan
Map operational requirements, objectives, facility constraints, timelines, and resources into a deployment strategy built for a clean rollout.

2
Coordinate
Keep manufacturers, contractors, software providers, and internal stakeholders aligned on schedule as technologies get integrated and the project moves forward.

3
Deploy
Carry system integration, commissioning, and readiness through to performance optimization, so the warehouse is set up for reliable, scalable results.

OUR PARTNERS

Manufacturers Behind This Line

BOXLOGIX

THE FULL PORTFOLIO

One Partner for the Whole Warehouse

Storage Systems 13 systems	**Conveyors & Transport** 8 conveyor types	**Mezzanines & Platforms** 8 solutions
Doors, Access & Controls 10 solutions	**Dock Equipment** 4 dock solutions	**Warehouse Safety** 8 safety solutions
Automation 4 technologies	**Advanced Lifts** 7 lift families	**Product Deployment** 8 services

MOVE FORWARD WITH CONFIDENCE

Let's Talk About Your Product Deployment Project

Tell us about your facility, your product, and where your operation is headed—we'll help you work out which system fits and how to get it installed and running.

EMAIL
jterry@twinpickrack.com

PHONE
+1 (408) 505-9770

WEB
twinpickrack.com

ADDRESS
12820 Adam's Rd, PMB 108, Granger, IN 46530