TWINPICK RACKS

FACILITY SAFETY

Warehouse Safety

Rack protection, safety netting, loading dock safety, wire mesh, and facility-wide impact protection work together to reduce risk across the building.

8
SAFETY SOLUTIONS



WAREHOUSE SAFETY

Keep People, Product, and Equipment Out of Harm's Way

Risk and downtime tend to move together. The right safety infrastructure brings both down while protecting employees, equipment, and inventory.

We help organizations pinpoint the safety equipment that protects people and property without getting in the way of daily operations or long-term growth.

What We Evaluate

- Forklift traffic patterns, pedestrian walkways, and high-risk zones
- Rack protection, product containment, and falling-object hazards
- Loading dock operations, trailer access, and shipping & receiving
- Where guardrails, bollards, and barriers need to go
- OSHA requirements and where operational risk needs to come down
- Planned expansion, equipment changes, and long-term safety needs

At a Glance

SOLUTION	WHERE IT FITS
Rack Protection Systems	Busy aisles and distribution centers
Guardrails & Pedestrian Barriers	Manufacturing plants and fulfillment centers
Safety Bollards	Areas with frequent vehicle traffic
Wire Mesh Rack Backing & Rack Enclosures	Rack next to walkways or workstations
Safety Netting Systems	High-bay and elevated storage areas
Loading Dock Safety Equipment	Docks with steady trailer traffic
Mezzanine & Elevated Platform Safety	Mezzanines and elevated work platforms
Integrated Warehouse Safety Systems	Facilities wanting comprehensive risk reduction







01



Rack Protection Systems

Guards absorb forklift impacts before they reach rack uprights and structural components, which keeps repair bills down and the system sound.

BEST FIT **Busy aisles and distribution centers**

- Absorbs impact before it reaches structural rack components
- Highest-value placement at column bases and end-of-aisle
- Reduces repair costs from repeated low-level impacts
- Guards are replaceable without touching the rack itself
- Placement planned around actual traffic patterns

Guardrails & Pedestrian Barriers

Heavy-duty guardrails draw a hard line between vehicle traffic and walkways, cutting down on the accidents that happen when the two mix.

BEST FIT **Manufacturing plants and fulfillment centers**

- Physical separation, not just a painted floor line
- Placed anywhere pedestrian and vehicle paths cross
- Heavy-duty construction rated for vehicle impact
- Common in manufacturing plants and fulfillment centers
- Reduces the accidents that happen at mixed-traffic points

02



03



Safety Bollards

Positioned at columns, door openings, equipment, and utilities, bollards take the hit so accidental vehicle impacts don't reach what's behind them.

BEST FIT **Areas with frequent vehicle traffic**

- Protects a single fixed point from direct impact
- Common at columns, door openings, and utility connections
- Placement follows a walkthrough of actual vehicle paths
- Lower cost than guardrail for protecting isolated points
- Works alongside rack protection and pedestrian barriers

04



Wire Mesh Rack Backing & Rack Enclosures

Mesh backing keeps product from falling through into pedestrian aisles, improving containment and helping meet facility safety codes.

BEST FIT **Rack next to walkways or workstations**

- Closes rack openings to prevent product fall-through
- Common where rack backs onto walkways or workstations
- Supports compliance with facility safety codes
- Full enclosure options for entire bays or zones

Safety Netting Systems

Netting holds product in place across rack systems, mezzanines, and elevated storage, cutting down on falling-object hazards below.

BEST FIT **High-bay and elevated storage areas**

- Catches product before it falls to the level below
- Fits rack faces, mezzanine undersides, and open decking
- Standard solution where a solid barrier isn't practical
- Risk and priority scale with storage height
- Common wherever people work beneath elevated storage

05



06



Loading Dock Safety Equipment

Wheel chocks, dock barriers, vehicle restraints, communication lights, and edge protection close the common gaps in dock safety.

BEST FIT **Docks with steady trailer traffic**

- Wheel chocks and restraints prevent trailer movement mid-load
- Edge protection and barriers guard against fall incidents
- Communication lights coordinate safe loading timing
- Value scales with trailer volume and dock traffic
- Fits into a broader, facility-wide safety plan

07



Mezzanine & Elevated Platform Safety

Guardrails, gates, handrails, and fall protection keep employees working at height as safe as those on the ground floor.

BEST FIT **Mezzanines and elevated work platforms**

- Guardrails at every open edge of the elevated level
- Safety gates at pallet and material load points
- Handrails on all stair and access transitions
- Fall protection specified around actual work activity

Integrated Warehouse Safety Systems

Rack protection, pedestrian barriers, netting, dock safety, and access control come together as one strategy built around your specific facility.

BEST FIT **Facilities wanting comprehensive risk reduction**

- Rack protection, barriers, netting, and dock safety as one plan
- Built from a facility-specific walkthrough, not a generic checklist
- Targets where traffic, product, and people actually intersect
- Coordinated with access control and door equipment

08



NOT SURE WHICH FITS?

We'll Help You Compare

The right choice depends on your product, your throughput, and how your team works. Tell us about your facility and we'll help you weigh the options before anything is locked in.

jterry@twinpickrack.com | +1 (408) 505-9770

HOW A PROJECT COMES TOGETHER

From First Walkthrough to a Plan You Can Build

We track how people, equipment, and inventory actually move through your facility, so every recommendation lowers risk without slowing anyone down.

1

Evaluate

Walk forklift traffic, pedestrian walkways, rack systems, loading dock operations, elevated storage, and facility-specific risks.

2

Design

Weigh rack protection, safety netting, wire mesh, guardrails, bollards, and dock safety equipment against each other to land on the right strategy.

3

Implement

Handle product selection, installation, and system integration in a way that protects assets without disrupting daily performance.

THE FULL PORTFOLIO

One Partner for the Whole Warehouse

Storage Systems 13 systems	**Conveyors & Transport** 8 conveyor types	**Mezzanines & Platforms** 8 solutions
Doors, Access & Controls 9 solutions	**Dock Equipment** 4 dock solutions	**Warehouse Safety** 8 safety solutions
Automation 4 technologies	**Advanced Lifts** 7 lift families	**Product Deployment** 8 services

MOVE FORWARD WITH CONFIDENCE

Let's Talk About Your Warehouse Safety Project

Tell us about your facility, your product, and where your operation is headed—we'll help you work out which system fits and how to get it installed and running.

EMAIL
jterry@twinpickrack.com

PHONE
+1 (408) 505-9770

WEB
twinpickrack.com

ADDRESS
12820 Adam's Rd, PMB 108, Granger, IN 46530